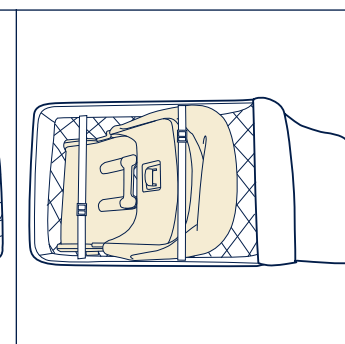
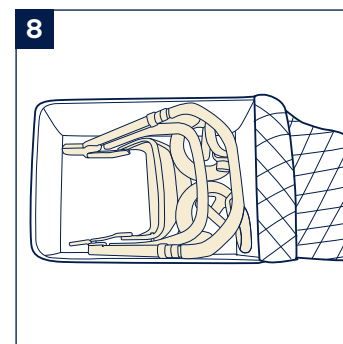
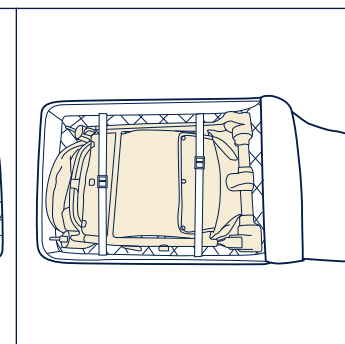
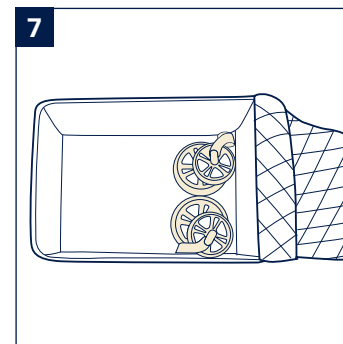
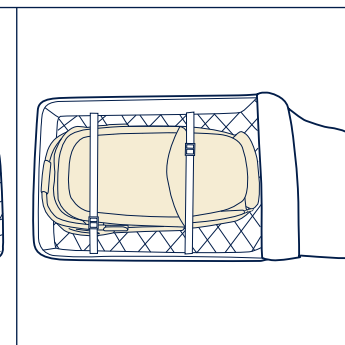
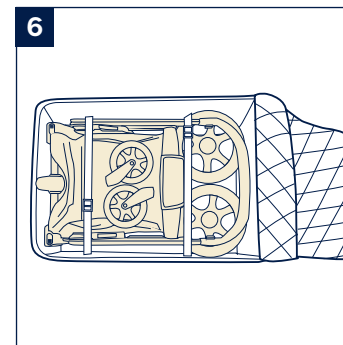
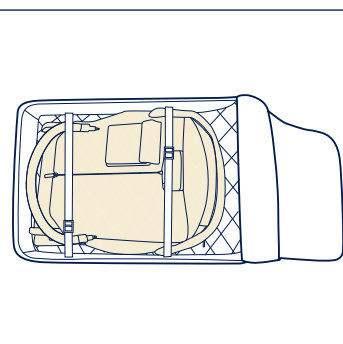
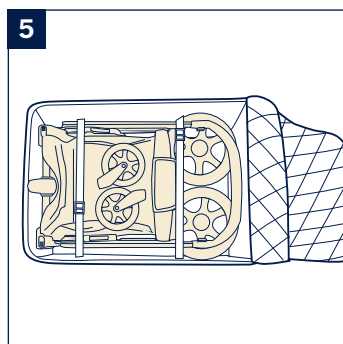
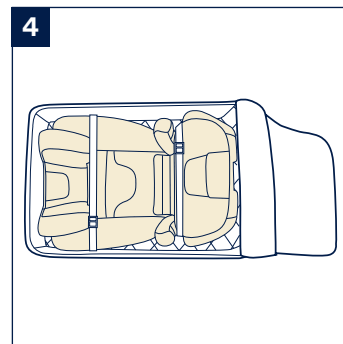
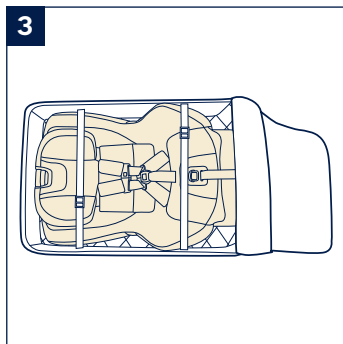
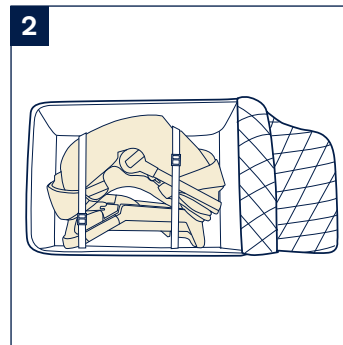
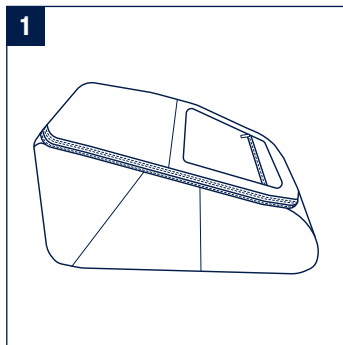


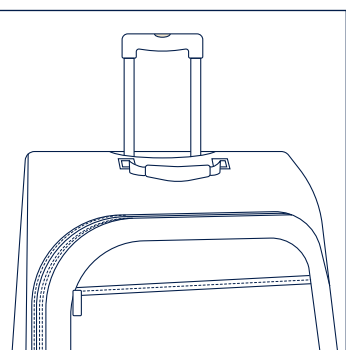

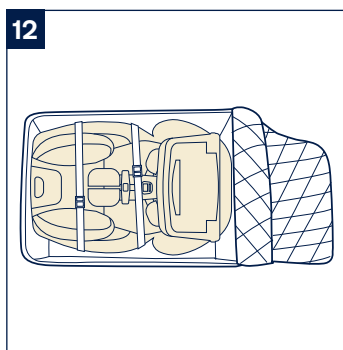
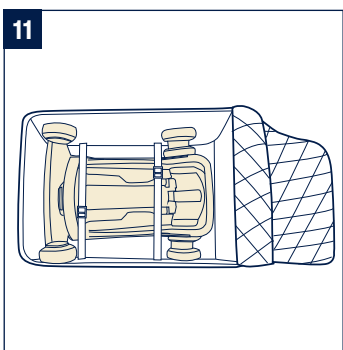
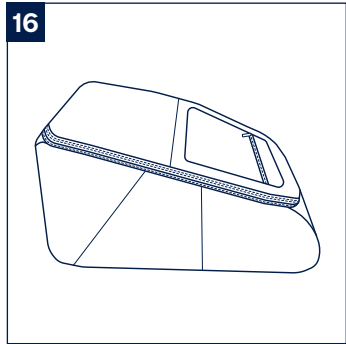
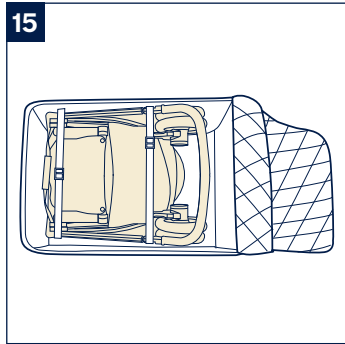
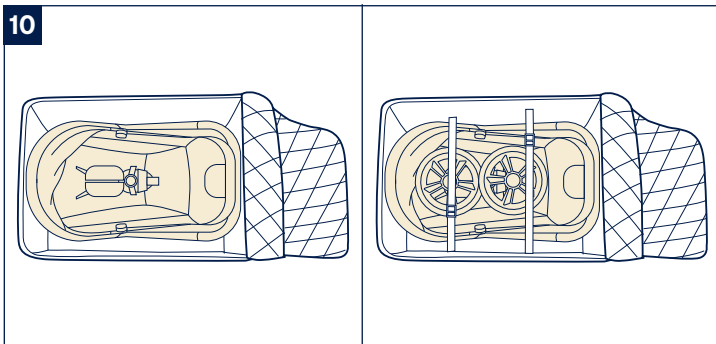
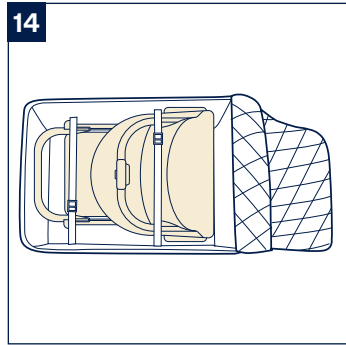
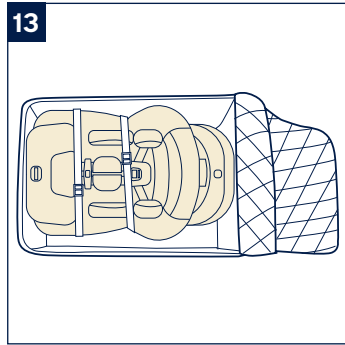
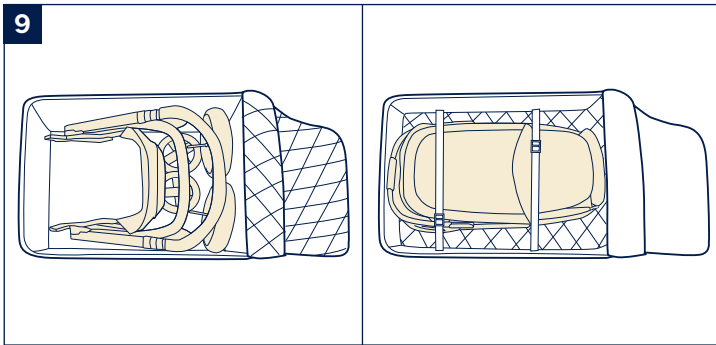
wheeled travel bag



AVA®

Designed
around your life





**IMPORTANT!
KEEP THESE
INSTRUCTIONS FOR
FUTURE REFERENCE!**
READ CAREFULLY

Contents

Contact	4
Warnings	4
Product Use	5
Cleaning and Maintenance	5
Nederlands (NL)	6
Francais (FR)	10
Deutsch (DE)	14
Italiano (IT)	18
Espanol (ES)	22

Contact

For replacement parts, service, or additional questions, please contact our customer service department.

info@nunababy.com
www.nunababy.com

In the USA:

infousa@nunababy.com
www.nunababy.com
1.855.NUNA.USA

In the United Kingdom:

infouk@nunababy.com
www.nunababy.com

WARNING

Failure to follow these warnings and instructions could result in serious injury or death.

A child's safety is your responsibility. **NEVER** leave your child unattended.

DO NOT use this product if it is damaged or broken.

NEVER allow children in this product.

Product Use

1 - Unzip the wheeled travel bag cover to open.

This product can be used with:

2 - PIPA™ series + base

3 - RAVA™

4 - AACE™

5 - MIXX™ series frame and seat*

6 - MIXX™ series frame and bassinet/carry cot

7 - TAVO™ series*

8 - IVVI™ series frame and seat*

9 - IVVI™ series frame and bassinet/carry cot

10 - DEMI™ grow frame and seat*

11 - PEPP™ series

12 - EXEC™

13 - REVV™

14 - TRVL™

15 - TRIV™ frame and seat*

16 - Zip the wheeled travel bag cover.

17 - Squeeze the button on the handle to raise and lower it.

*NOT including infant car seat

Cleaning and Maintenance

Refer to the care label attached to the soft goods for washing and drying instructions.

It is normal for fabric to color from sunlight and to show wear and tear after a long period of use, even when used normally.

BELANGRIJK!
DEZE INSTRUCTIES
BEWAREN VOOR LATER
GEBRUIK.
AANDACHTIG LEZEN

Inhoud

Abbildungen	1
Contact	12
Waarschuwingen	12
Gebruiken	13
Reiniging en onderhoud	13

Contact

Neem contact op met onze klantenservice-afdelingen voor vervangende onderdelen, service of aanvullende vragen over de garantie.

info@nunababy.com
www.nunababy.com

In het Verenigd Koninkrijk:

infouk@nunababy.com
www.nunababy.com

In the USA:

infousa@nunababy.com
www.nunababy.com
1.855.NUNA.USA

⚠️ WAARSCHUWING

Niet-naleving van de waarschuwingen en de instructies kan ernstig letsel of de dood veroorzaken.

De veiligheid van uw kinderen is uw verantwoordelijkheid!

NOOIT uw kind zonder toezicht achterlaten.

Dit product niet gebruiken als er beschadigde of ontbrekende onderdelen zijn.

Kinderen nooit toestaan om in het product.

Gebruiken

Dit product kan worden gebruikt

- 1 - PIPA™ series + base
- 2 - RAVA™
- 3 - AACE™
- 4 - MIXX™ series frame and seat*
- 5 - MIXX™ series frame and bassinet/carry cot
- 6 - TAVO™ series*
- 7 - IVVI™ series frame and seat*
- 8 - IVVI™ series frame and bassinet/carry cot
- 9 - DEMI™ grow frame and seat*
- 10 - PEPP™ series
- 11 - EXEC™
- 12 - TRVL™
- 13 - TRIV™ frame and seat*

*NIET inclusief kinderstoel

Reiniging en onderhoud

Raadpleeg de verzorgingslabels die aan de zachte goederen zijn bevestigd voor was- en drooginstructies.

Het is normaal dat materialen verkleuren door blootstelling aan zonlicht en na langdurig gebruik slijtage vertonen, zelfs bij gangbaar gebruik.

**IMPORTANT !
CONSERVEZ CES
INSTRUCTIONS POUR
UNE UTILISATION
FUTURE !**
LIRE ATTENTIVEMENT

Sommaire

Illustrations	1
Contact	16
Avertissements	16
Utilisation du produit	17
Nettoyage et maintenance	17

Contact

Pour des informations sur les pièces de rechange, le service ou des questions supplémentaires sur la garantie, veuillez contacter notre service client.

info@nunababy.com
www.nunababy.com

Au Royaume-Uni :

infouk@nunababy.com
www.nunababy.com

In the USA:

infousa@nunababy.com
www.nunababy.com
1.855.NUNA.USA

AVERTISSEMENT

Ne pas suivre ces avertissements et instructions peut conduire à de sérieuses blessures ou la mort.

La sécurité de votre enfant est votre responsabilité.

NE LAISSEZ JAMAIS votre enfant sans surveillance.

N'utilisez Pas ce produit si des pièces sont endommagées ou manquantes.

Ne laissez Jamais votre enfant dans le produit.

Gebruiken

Ce produit est destiné pour

- 1 - PIPA™ series + base
- 2 - RAVA™
- 3 - AACE™
- 4 - MIXX™ series frame and seat*
- 5 - MIXX™ series frame and bassinet/carry cot
- 6 - TAVO™ series*
- 7 - IVVI™ series frame and seat*
- 8 - IVVI™ series frame and bassinet/carry cot
- 9 - DEMI™ grow frame and seat*
- 10 - PEPP™ series
- 11 - EXEC™
- 12 - TRVL™
- 13 - TRIV™ frame and seat*

*N'inclut pas le siège d'auto pour bébé

Nettoyage et maintenance

Consultez les étiquettes d'entretien attachée aux pièces souples pour obtenir les instructions de lavage et de séchage.

La coloration du tissu exposé au soleil est normale, tout comme les signes d'usure et de déchirement après une longue période d'utilisation, même normale.

WICHTIG!
BEWAHREN SIE DIESE
ANWEISUNGEN
ZUM KÜNFTIGEN
NACHSCHLAGEN AUF!
SORGFÄLTIG LESEN

Inhalt

Illustrations	1
Kontakt	20
Warnhinweise	20
Produkt verwenden	21
Reinigung und Wartung	21

Kontakt

Wenden Sie sich für Ersatzteile, Service und weitere Garantiefragen an unseren Kundendienst.

info@nunababy.com
www.nunababy.com

Vereinigtes Königreich:

infouk@nunababy.com
www.nunababy.com

In the USA:

infousa@nunababy.com
www.nunababy.com
1.855.NUNA.USA

WARNHINWEISE

Nichtbeachtung dieser Warnungen und Anweisungen könnte zu schweren Verletzungen oder zum Tode führen.

Die Sicherheit des Kindes liegt in Ihrer Verantwortung.

Lassen Sie Ihr Kind niemals unbeaufsichtigt.

Dieses Produkt Nicht verwenden, wenn Teile davon beschädigt sind oder fehlen.

Kindern niemals erlauben in im Produkt.

Gebruiken

Dieses Produkt kann mit genutzt werden

- 1 - PIPA™ series + base
- 2 - RAVA™
- 3 - AACE™
- 4 - MIXX™ series frame and seat*
- 5 - MIXX™ series frame and bassinet/carry cot
- 6 - TAVO™ series*
- 7 - IVVI™ series frame and seat*
- 8 - IVVI™ series frame and bassinet/carry cot
- 9 - DEMI™ grow frame and seat*
- 10 - PEPP™ series
- 11 - EXEC™
- 12 - TRVL™
- 13 - TRIV™ frame and seat*

*NICHT inklusive Kindersitz

Reinigung und Wartung

Beachten Sie beim Reinigen und Trocknen die Pflegeetiketten an den Textilteilen.

Es ist selbst bei gewöhnlichem Gebrauch normal, dass Textilien nach langer Benutzung durch Sonnenlicht verblassen und Verschleißerscheinungen aufweisen.

**IMPORTANTE!
CONSERVARE
PER FUTURE
CONSULTAZIONI!**
*LEGGERE
ATTENTAMENTE*

Indice

Illustrazioni	1
Recapito	24
Avvertenze	24
Uso del prodotto	25
Pulizia e manutenzione	25

Recapito

Per la sostituzione di parti, manutenzione o domande sulla garanzia, contattare il dipartimento di assistenza al cliente.

info@nunababy.com
www.nunababy.com

Nel Regno Unito:

infouk@nunababy.com
www.nunababy.com

In the USA:

infousa@nunababy.com
www.nunababy.com
1.855.NUNA.USA

AVVERTENZA

La mancata osservanza delle seguenti avvertenze e istruzioni potrebbe causare lesioni gravi o decesso.

La sicurezza dei bambini è vostra responsabilità.

NON lasciare mai il bambino incustodito.

NON utilizzare questo prodotto se presenta danni o parti mancanti.

Non consentire ai bambini di dentro al prodotto.

Gebruiken

Questo prodotto può essere utilizzato con

- 1 - PIPA™ series + base
- 2 - RAVA™
- 3 - AACE™
- 4 - MIXX™ series frame and seat*
- 5 - MIXX™ series frame and bassinet/carry cot
- 6 - TAVO™ series*
- 7 - IVVI™ series frame and seat*
- 8 - IVVI™ series frame and bassinet/carry cot
- 9 - DEMI™ grow frame and seat*
- 10 - PEPP™ series
- 11 - EXEC™
- 12 - TRVL™
- 13 - TRIV™ frame and seat*

*NON includere il seggiolino per bambini

Pulizia e manutenzione

Fare riferimento alle etichette sui rivestimenti imbottiti per le istruzioni di lavaggio e asciugatura.

È normale che i tessuti si scoloriscano per effetto della luce solare e che presentino tracce di usura dopo un lungo periodo d'uso, anche se utilizzati in modo normale.

**¡¡IMPORTANTE!
¡GUARDE ESTAS
INSTRUCCIONES PARA
FUTURAS CONSULTAS!
LÉALAS DETENIDAMENTE**

Índice

Ilustraciones	1
Contacto	28
Advertencias	28
Uso del producto	29
Limpieza y mantenimiento	29

Contacto

Para obtener información sobre piezas de repuesto y servicio técnico, o para resolver dudas acerca de la garantía adicional, póngase en contacto con nuestro departamento de atención al cliente.

info@nunababy.com
www.nunababy.com

En el Reino Unido:

infouk@nunababy.com
www.nunababy.com

In the USA:

infousa@nunababy.com
www.nunababy.com
1.855.NUNA.USA

⚠️ ADVERTENCIA

Si no sigue las advertencias e instrucciones que se exponen a continuación, podría provocar graves lesiones o, incluso, la muerte.

La seguridad del niño es su responsabilidad.

NUNCA deje al niño desatendido.

NO utilice este producto si está dañado o si falta alguna de sus piezas.

NUNCA deje que los niños se queden en el producto.

Gebruiken

Este producto se puede utilizar con

- 1 - PIPA™ series + base
- 2 - RAVA™
- 3 - AACE™
- 4 - MIXX™ series frame and seat*
- 5 - MIXX™ series frame and bassinet/carry cot
- 6 - TAVO™ series*
- 7 - IVVI™ series frame and seat*
- 8 - IVVI™ series frame and bassinet/carry cot
- 9 - DEMI™ grow frame and seat*
- 10 - PEPP™ series
- 11 - EXEC™
- 12 - TRVL™
- 13 - TRIV™ frame and seat*

*NO incluye el asiento infantil para automóvil

Limpieza y mantenimiento

Consulte las etiquetas de cuidados cosidas al acolchado para conocer las instrucciones de lavado y secado.

Es normal que la tela se decolore debido a la luz del sol, y se desgaste y se rompa después de un largo periodo de uso, incluso si se utiliza de una forma normal.

